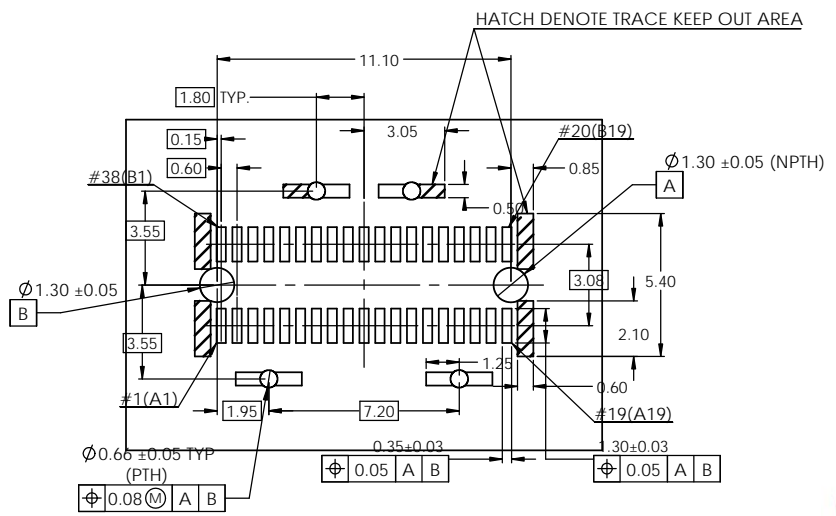
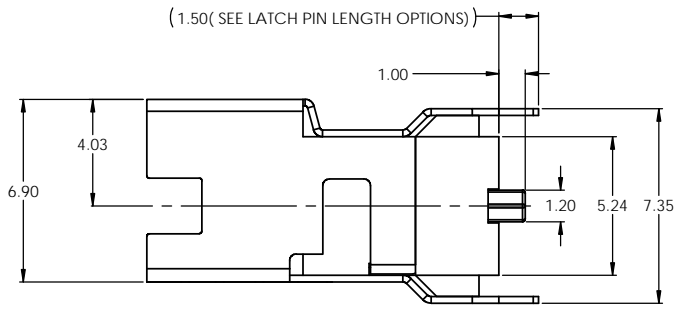
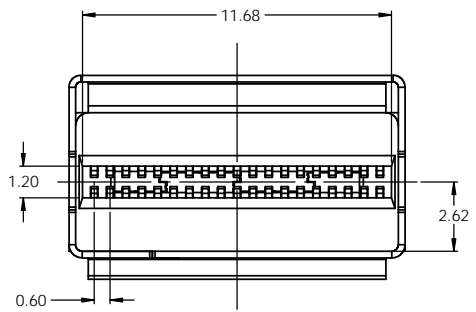
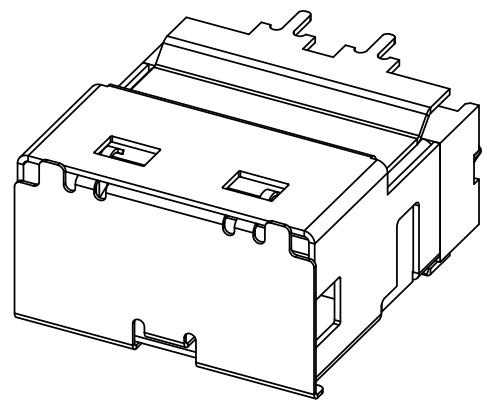
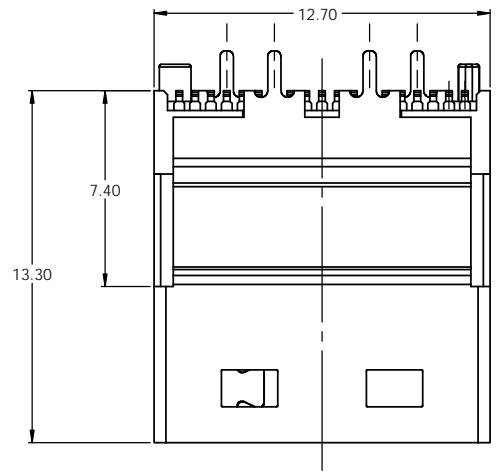


REVISIONS			
REV	DESCRIPTION, ECN, EAR NO.	DATE	APP'D
K	UPDATE DESCRIPTION	APR06/16	JS



NOTES:
 1) MATERIAL:
 HOUSING: SOLDER REFLOW PROCESS COMPATIBLE LCP, UL94V-0
 CONTACTS: HIGH PERFORMANCE COPPER ALLOY
 LATCH: PHOSPHOR BRONZE
 RESONANCE DAMPENING FEATURE: SEMI-CONDUCTIVE POLYMER
 2) RoHS COMPLIANT



U10 - D038 - X X X X

- OPTIONS**
0I = STANDARD CONSTRUCTION (24G) WITH TAPE & REEL PACKAGING
1I = NO RESONANCE DAMPING FEATURE (12G) WITH TAPE & REEL PACKAGING
- LATCH PTH PIN LENGTH OPTIONS**
0 = 1.50
1 = 2.20
8 = 3.00
9 = 4.20
- CONTACT PLATING OPTIONS**
2 = 30 MICROINCHES OF GOLD ON MATING END WITH 100 MICROINCHES MINIMUM OF MATTE TIN ON SOLDER TERMINATION. 50-75 MICROINCHES OF NICKEL UNDERPLATE ALL OVER
3 = 15 MICROINCHES OF GOLD ON MATING END WITH 100 MICROINCHES MINIMUM OF MATTE TIN ON SOLDER TERMINATION. 50-75 MICROINCHES OF NICKEL UNDERPLATE ALL OVER

UNLESS SPECIFIED OTHERWISE	DRAWN	A.ALIM	DEC04/13
PRIMARY UNITS	MILLIMETERS	CHECKED	BA P
SECONDARY	INCHES	M.E. APP'D	SEP12/14
REFERENCE IN PARENTHESES	Q.A. APP'D		
GENERAL TOLERANCES	DWG APPR.	ZLJ	DEC04/13
1 DECIMAL PLACE	ENG. REL. NO.	ECN TBD	
2 DECIMAL PLACES	REF.		
3 DECIMAL PLACES	THIRD ANGLE PROJECTION		
ANGULAR DEGREES	DO NOT SCALE DRAWING		

Amphenol High Speed Interconnects
 A Division of Amphenol Corp. www.amphenolcanada.com

ULTRAPORT SLIMSAS™ 4X24 VERTICAL RECEPTACLE WITH PIN INSIDE LATCH

DWG. NO. **P-U10-D038-XXXX** REV **K**

CODE ID NO. **03554** DWG SIZE: **C** SCALE: **7** SHEET **1** OF **1**